

M1 THRU M7

SURFACE MOUNT GENERAL RECTIFIER

Reverse Voltage -50 to 1000 Volts Forward Current -1.0 Ampere

FEATURES

- The plastic package carries Underwriters Laboratory Flammability Classification 94V-0
- For surface mounted applications
- Low reverse leakage
- Built-in strain relief, ideal for automated placement
- High forward surge current capability
- High temperature soldering guaranteed:
250°C/10 seconds at terminals

MECHANICAL DATA

Case : JEDEC DO-214AC molded plastic body

Terminals : Solder plated solderable per MIL-STD-750, Method 2026

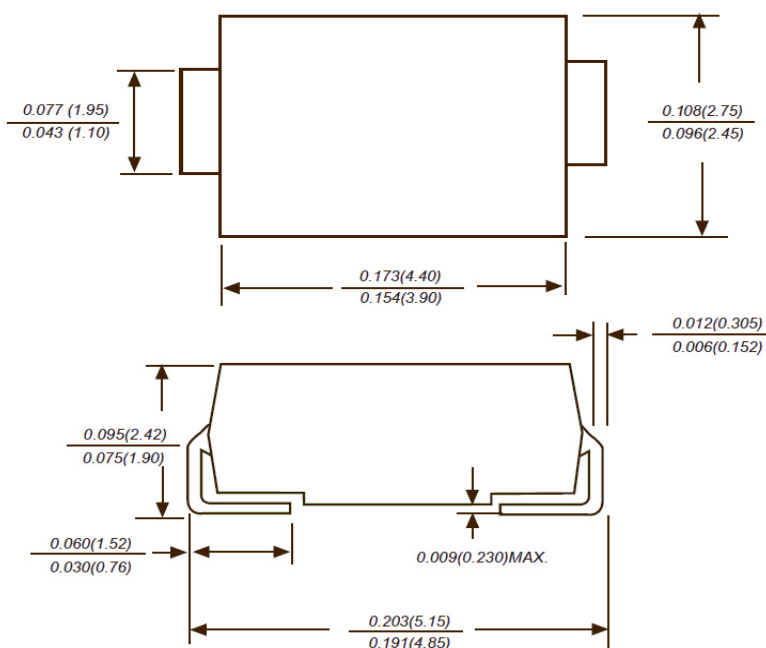
Polarity : Color band denotes cathode end

Mounting Position : Any

Weight : 0.075 grams



DO-214AC



Dimensions in inches and (millimeters)

MAXIMUM RATINGS AND ELECTRICAL CHARACTERISTICS

Ratings at 25°C ambient temperature unless otherwise specified

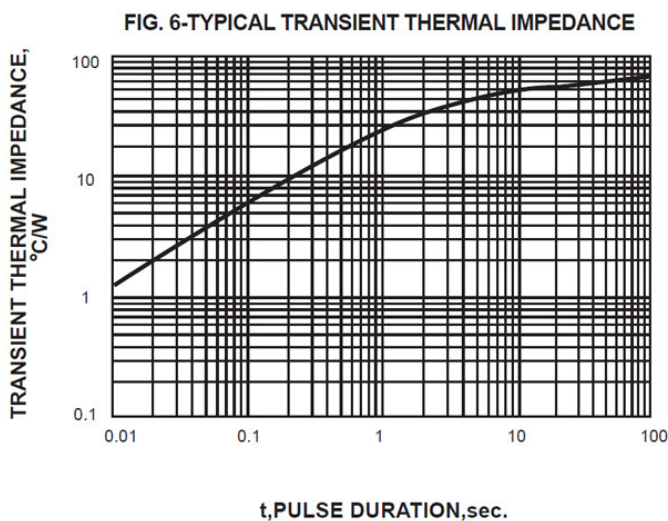
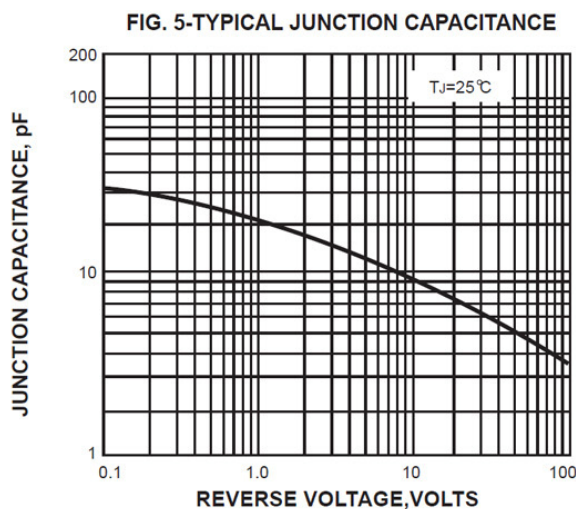
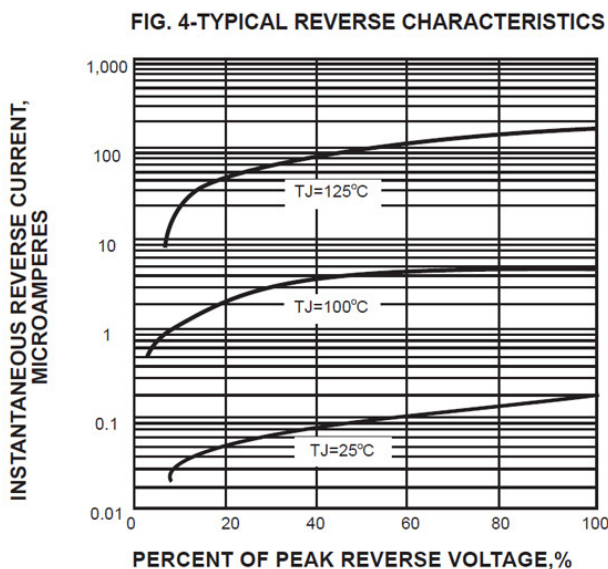
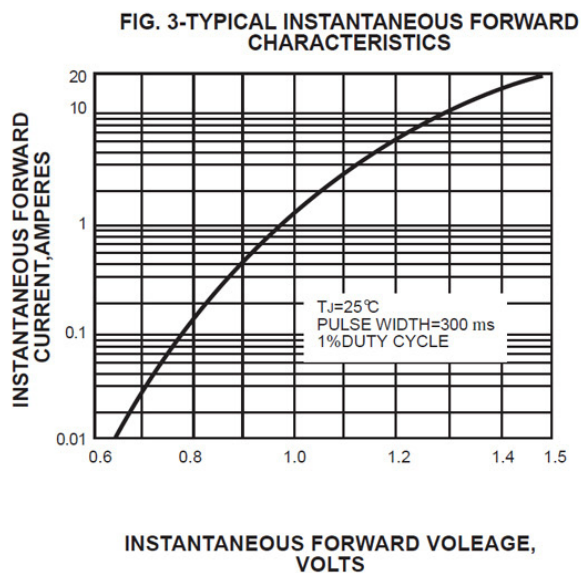
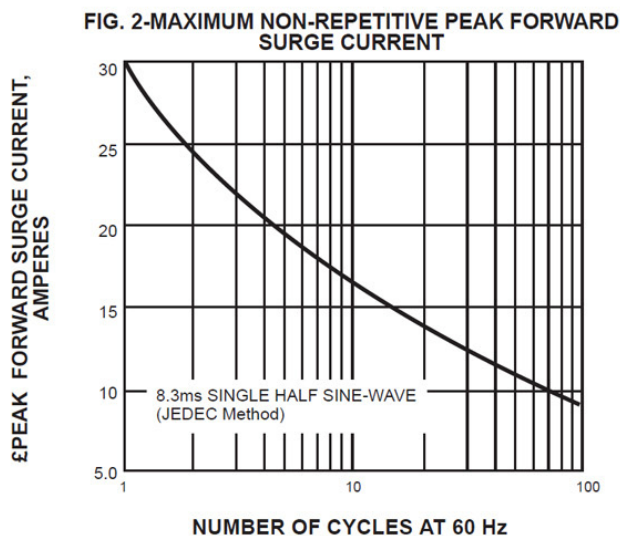
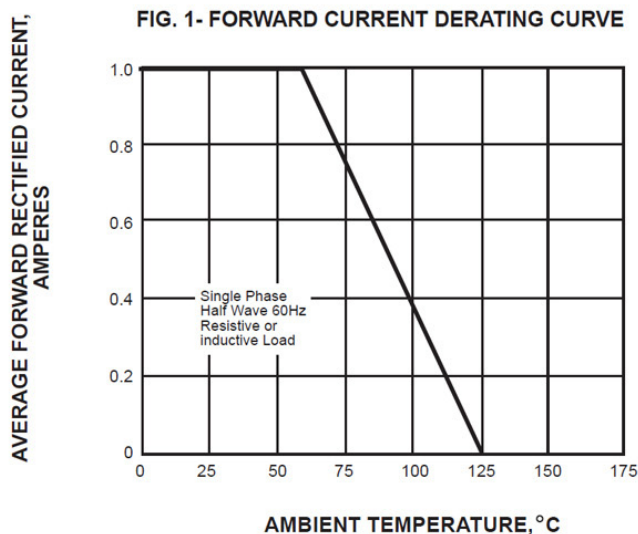
Single phase half-wave 60HZ resistive or inductive load ,for capacitive load current derate by 20%

	SYMBOLS	M1	M2	M3	M4	M5	M6	M7	UNITS
Maximum repetitive peak reverse voltage	V _{RRM}	50	100	200	400	600	800	1000	VOLTS
Maximum RMS voltage	V _{RMS}	35	70	140	280	420	560	700	VOLTS
Maximum DC blocking voltage	V _{DC}	50	100	200	400	600	800	1000	VOLTS
Maximum average forward rectified current at T _L =55°C	I _(AV)	1.0							AMP
Peak forward surge current 8.3ms single Half sine-wave superimposed on rated toad (JEDEC Method)	I _{FSM}	30.0							AMPS
Maximum instantaneous forward voltage at 1.0A	V _F	1.1							VOLTS
Maximum DC reverse current T _A =25°C at rated DC blocking voltage T _A =100°C	I _R	5.0 50.0							μ A
Typical junction capacitance (NOTE 1)	C _J	15.0							pF
Typical thermal resistance (NOTE 2)	R _{qJA}	75.0							°C/W
Operating junction and storage temperature range	T _J , T _{STG}	-55 to +125, -55 to +150							°C

Note :1. Measured at 1 MHZ and applied reverse voltage of 4.0V D.C

2. P.C.B mounted with 0.2x0.2 " (5.0x5.0mm) copper pad areas

RATINGS AND CHARACTERISTIC CURVES M1 THRU M7



Note: Specification are subject to change without notice. For more detail and update, please visit our website.