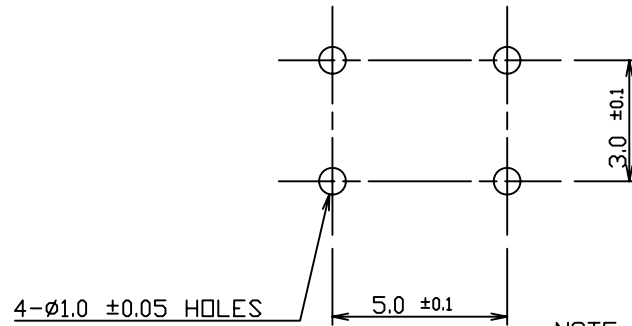
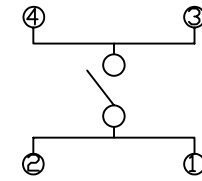


P.C.B DIMENSION

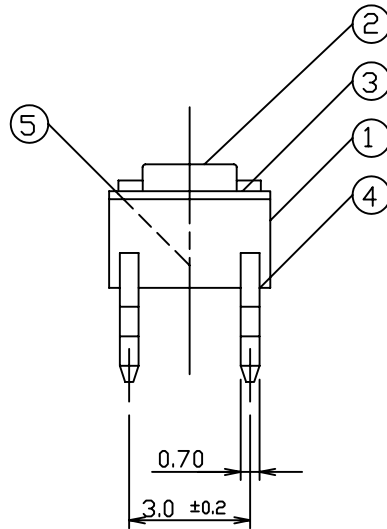
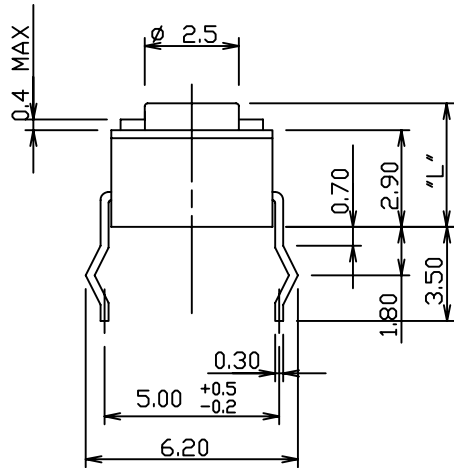


CIRCUIT DIAGRAM



NOTE

- 1. OPERATING FORCE : 180 ± 50 gf
- 2. TRAVEL : 0.25 +0.2/-0.1 mm
- 3. CONTACT RESISTANCE : 100mΩ Max
- 4. GENERAL TOLERANCE : ±0.3



6. PART LIST

NO	PART NAME	Q'TY	MATERIAL	RAMARKS
①	CASE	1	NYLON66 G30	BLACK
②	STEM	1	NYLON66 G30	BLACK
③	COVER	1	PET	
④	TERMINAL	1	C2680R-EH	Ag0.5μ
⑤	CONTACT	1	SUS	Ag0.5μ

MODEL NO	"L"
1109	3.8
1109A	7.0

No.	PART NAME	Q'TY	MATERIAL	S I Z E	TREAT.	REMARKS
△			3RD ANGLE PROJECTION	UNIT m/m	SCALE	MODEL 1109
△			APPROVED	CHECKED	DESIGNED	DWG.NAME ASS'Y DIAGRAM
△						DWG.NO.
△						
NO.	DATE	NOTE	SIGN			