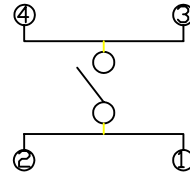
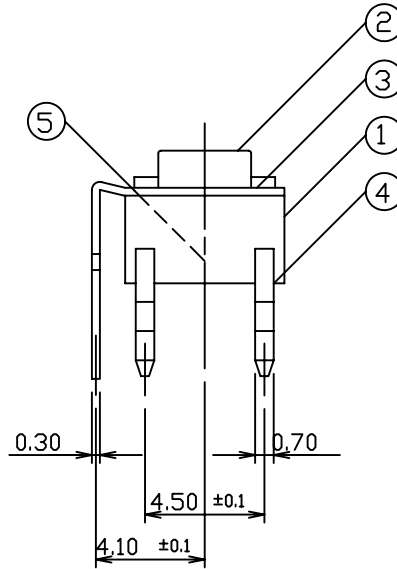
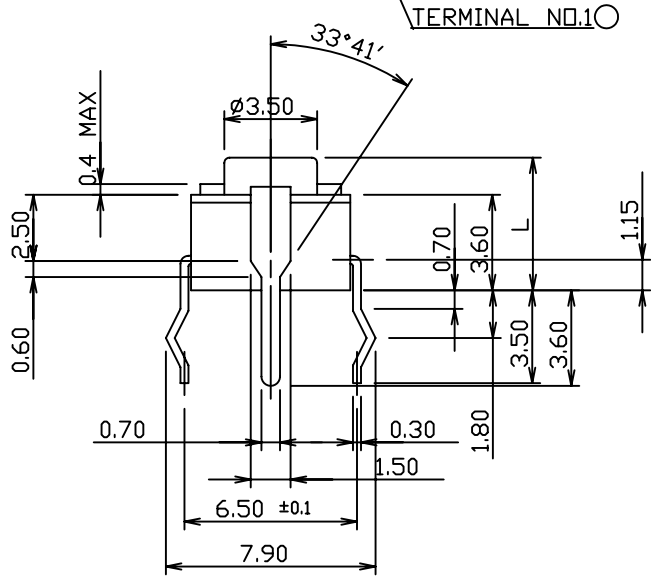


CIRCUIT DIAGRAM

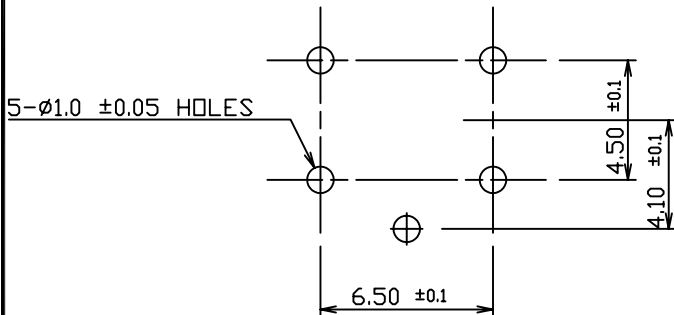


NO	PART NAME	Q'TY	MATERIAL	RAMARKS
①	CASE	1	NYLON 66	BLACK
②	STEM	1	PBT	
③	COVER	1	SPTE	
④	TERMINAL	1	C2680R-EH	Ag0.5 μ
⑤	CONTACT	1	C5210R-H	Ag0.5 μ



NOTE

1. OPERATING FORCE : 160 \pm 50 gf
2. TRAVEL : 0.25 +0.2/-0.1 mm
3. CONTACT RESISTANCE : 100m Ω Max
4. GENERAL TOLERANCE : \pm 0.3



P.C.B DIMENSION

MODEL	L	STEM COLOR
1102P	4.3	BLACK
1102PA	5.0	BLACK
1102PB	7.0	BLACK
1102PC	8.0	WHITE
1102PD	9.5	BLACK
1102PE	7.3	IVORY
1102PF	12.5	BLACK
1102PG	13.5	BLACK

No.	PART NAME	Q'TY	MATERIAL	S I Z E	TREAT.	REMARKS
⑤			3RD ANGLE PROJECTION	UNIT m/m	SCALE 1	MODEL 1102P SERIES
④			APPROVED	CHECKED	DESIGNED	DWG.NAME ASS'Y DIAGRAM
③						DWG.NO.
②						
①						
NO.	DATE	NOTE	SIGN			