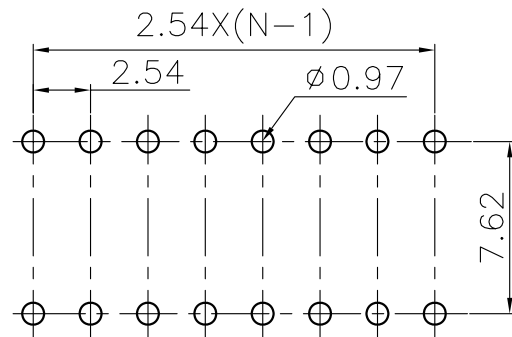
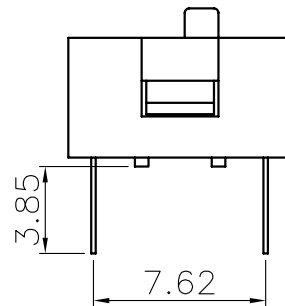
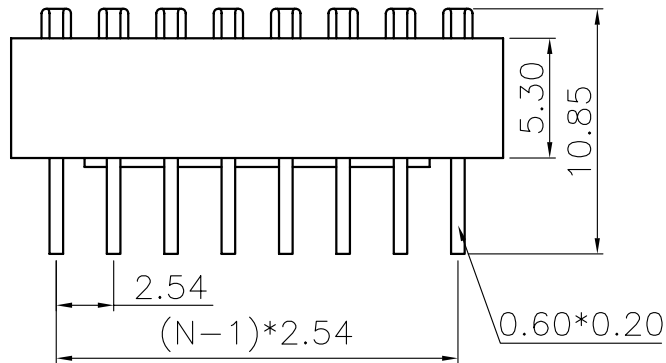
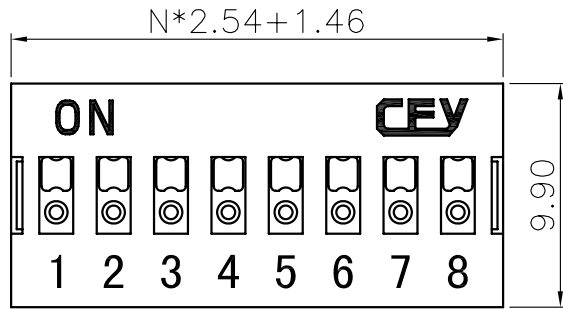


REV.	DESCRIPTION	DRAWN	CHECKED	APPROVED
A	NEW RELEASE	YCH 12/13/08	~	



RECOMMEND PCB LAYOUT
(TOLERANCE=±0.05)

NOTES:

- 1.MECHANICAL
 - 1.1 Operation Force: 800g Max
 - 1.2 Stroke: 1.90mm
 - 1.3 Operation Temperature: -25°C~+80°C
 - 1.4 Storage Temperature: -45°C~+90°C
- 2.MATERIALS
 - 2.1 Base: Engineering Plastics,Black
 - 2.2 Cover: Engineering Plastics,Red or Blue
 - 2.3 Button: Engineering Plastics,White
 - 2.4 Terminal: Alloy Copper, Gold plating
- 3.ELECTRICAL
 - 3.1 Electrical Life: 2000 operations cycles per switch
 - 3.2 Non-Switching Rating: 100mA,50VDC
 - 3.3 Switching rating: 25mA,24VDC
 - 3.4 Contact resistance: 50mΩ Max. at initial; 100mΩ Max. after life test.
 - 3.5 Insulation Resistance: 100MΩ,500VDC
 - 3.6 Dielectric Strength: 500VAC/1 minute
 - 3.7 Circuit: Single pole single throw
4. PRODUCT NUMBER CODE:

DS1040 - X X X

- Housing Type
- N: Regular
- Housing color
- R: Red
- B: Blue
- K: Black
- N: Brown
- Positions
- 01: 1pin 07: 7pin
- 02: 2pin 08: 8pin
- 03: 3pin 09: 9pin
- 04: 4pin 10: 10pin
- 05: 5pin 11: 11pin
- 06: 6pin 12: 12pin

GENERAL TOLERANCE		ANGLE TOLERANCE		PROJECTION	TITLE
X.	±0.60	X.	±5°		DIP SWITCH
.X	±0.38	.X	±3°	UNITS	mm
.XX	±0.25	.XX	±2°	SHEET SIZE	A4
DRAWING TYPE		CUSTOMER		SERIES	DS1040
SCALE		1:1	SHEET	1 OF 1	
DRAWING NO.		C-DS1040-XXN			

晨翔电子有限公司
CONNFLY CONNFLY ELECTRONIC CO. LTD